



A.SHASTRI & CO.
Chartered Accountants

2/A, Nestle, I.C. Colony
Borivli (W) Mumbai – 400103

Tel: 2895 47 42, Email: a.shastri.co@gmail.com

AUDITORS REPORT

We have examined the balance sheet as at 31st March, 2023 and the income and expenditure account for the year ended on that date, attached herewith, of **St. John College Of Engineering And Management**

We certify that the balance sheet and the profit and loss account are in agreement with the books of account maintained in the Institution.

We report the following observations/comments/ discrepancies/ inconsistencies; if any:
Subject to above –

1. We have obtained all the information and explanations which, to the best of our knowledge and belief, were necessary for the purpose of the audit and for determination of fees by the Authority.
2. In our opinion, proper books of account have been kept by the Institutions including that of each segment.
3. In our opinion, the Institutions follows accrual basis of accounting for all segments.
4. In our opinion, proper books of account have kept by the Institutions and every segment.
5. In our opinion the account of the Institutions are submitted on by following accounting standard 17 or equivalent AS and certified by the Statutory Auditor of the Institutions as true and fair representation of segmental reporting. The segment being every course for which the approval of the fees is sought before the Authority.
6. In our opinion and to the best of our information and according to the explanations given to us, the said accounts, read with notes thereon, if any, give a true and fair view:-

- I. In the case of the balance sheet, of the sheet, of the state of the affairs of the institution and segment as at 31st March 2023.

AND

- II. In the case of the Income and Expenditure Account, of the deficit of the institutions and segment for the year ended on the date.

For A.SHASTRI & CO.,
CHARTERED ACCOUNTANTS

PROPRIETOR.
M.NO.31794

Mumbai
20th September 2023




ALDEL EDUCATION TRUST'S
(REG NO.E-24542)
ST. JOHN COLLEGE OF ENGINEERING & MANAGEMENT
AUDITED BALANCE SHEET AS ON 31ST MARCH 2023

LIABILITIES	SJCEM	ASSETS	SJCEM
	AMOUNT		AMOUNT
Secured Loans (Schedule - 2)	5,65,34,312	Fixed Assets (Schedule - 5)	9,56,18,635
Current Liabilities		Work in Progress (Schedule - 5A)	2,56,49,782
Duties & Taxes (Schedule - 3)	8,65,474	Deposits & Other receivables (Schedule - 6)	22,16,233
Sundry Creditors	78,18,588	Receivables from Students (Schedule - 7)	71,99,118
Deposits / Other Liabilities (Schedule - 4)	2,48,81,797	Bank Balance (Schedule - 8)	20,97,291
Branch & Divisions (Schedule - 9)	18,91,66,162	Cash Balance	27,598
		Income & Expenditure A/c	14,64,57,676
TOTAL	27,92,66,333	TOTAL	27,92,66,333

AS PER ATTACHED REPORT OF EVEN DATE
FOR A.SHASTRY & CO.,
CHARTERED ACCOUNTANTS


PROPRIETOR
M.NO.31794

MUMBAI
20th September 2023



For ST. JOHN COLLEGE OF ENGG. & MANAGEMENT

CHAIRMAN / TRUSTEES



ALDEL EDUCATION TRUST'S
(REG NO.E-24542)
ST. JOHN COLLEGE OF ENGINEERING & MANAGEMENT
AUDITED INCOME & EXPENDITURE ACCOUNT FOR THE YEAR ENDING 31ST MARCH 2023

EXPENDITURE	SJCEM	INCOME	SJCEM
	AMOUNT		AMOUNT
To Administrative Expenses (Schedule - 12)	2,52,16,591	By Fees Collection (Schedule - 10)	11,59,62,714
To Operating Expenses (Schedule - 13)	1,25,34,170	By Bank Interest (Schedule - 11)	52,763
To Salaries & Wages (Schedule - 14)	7,81,12,109		
To Bank Interest & Finance Charges (Schedule - 15)	57,13,021	By Excess of Expenditure over Income	1,93,97,861
To Depreciation	1,38,37,447		
TOTAL	13,54,13,338	TOTAL	13,54,13,338


AS PER ATTACHED REPORT OF EVEN DATE
FOR A. SHASTRI & CO.,
CHARTERED ACCOUNTANTS

For ST. JOHN COLLEGE OF ENGG. & MANAGEMENT

PROPRIETOR
M.NO.31794

CHAIRMAN / TRUSTEES

MUMBAI
20th September 2023



**ALDEL EDUCATION TRUST'S
(REG NO.E-24542)**

ST. JOHN COLLEGE OF ENGINEERING & MANAGEMENT

RECEIPTS AND PAYMENTS ACCOUNT FOR THE YEAR ENDED 31ST MARCH 2023

RECEIPTS	AMOUNT (Rs)	PAYMENTS	AMOUNT (Rs)
To Opening Balance		By Administrative Expenses	51,30,566
Cash in hand	49,886	By Operating Expenses	45,99,909
Karnataka Bank	4,56,277	By Salaries & Wages	47,24,968
State Bank of India	5,10,386	By Bank Charges & Interest	15,946
Bank of Baroda	49,655	By Duties & Taxes	59,84,769
To Fees Collection	31,48,715	By Provisions Paid	5,96,82,591
To Bank Interest	561	By Branch & Division	86,49,865
To Other Income	6,45,904	By Fixed Assets	25,370
To Deposits & Other Liabilities	3,76,85,426	By Fees	23,76,229
To Sundry Debtors	10,16,70,334	By Sundry Creditors	4,59,48,480
		By Loans, Advances & Deposits	49,53,566
		By Closing Balance	
		Cash in hand	27,596
		Karnataka Bank	12,75,488
		Bank of Baroda	49,655
		State Bank of India	7,72,147
			21,24,886
	14,42,17,145		14,42,17,145

AS PER ATTACHED REPORT OF EVEN DATE
FOR A. SHASTRI & CO.,
CHARTERED ACCOUNTANTS

FOR ST. JOHN COLLEGE OF ENGINEERING & MANAGEMENT

PROPRIETOR
M.NO. 31794

MUMBAI
20th September 2023



CHAIRMAN / TRUSTEES



ST. JOHN COLLEGE OF ENGINEERING & MANAGEMENT

SCHEDULES FORMING PART OF BALANCE SHEET AS AT 31ST MARCH, 2023

Schedule : 1

INCOME & EXPENDITURE


PARTICULARS	AMOUNT
OPENING	-12,70,59,815
ADD: NET LOSS	-1,93,97,861
TOTAL	-14,64,57,676

Schedule : 2

PARTICULARS	AMOUNT
SECURED LOANS	
Karnataka Bank Loan A/c 911172	1,94,25,000
Karnataka Bank Loan A/c 40501	1,84,63,872
Karnataka Bank Loan A/c 11144	1,86,45,440
TOTAL	5,65,34,312

Schedule : 3

PARTICULARS	AMOUNT
DUTIES & TAXES	
EMPLOYEE'S CONTRIBUTION PF	1,39,754
VOLUNTARY PF CONTRIBUTION	3,000
PROFESSION TAX	32,975
TDS (PROF. CHARGES)	3,71,290
TDS ON CONTRACT	41,980
TDS ON SALARY	2,76,475
Total	8,65,474
SUNDRY CREDITORS	78,18,588
TOTAL	86,84,062




ST. JOHN COLLEGE OF ENGINEERING & MANAGEMENT

Schedule : 4

DEPOSIT & OTHER LIABILITIES

PARTICULARS	AMOUNT
DEPOSITS	
STAFF DEPOSIT	23,69,201
Total	23,69,201
DEPOSITS AND OTHER LIABILITIES	
BUREAU OF INDIAN STANDARDS	25,000
CAUTION MONEY	16,54,000
FREESHIP AND SCHOLARSHIP	10,07,950
MINOR RESEARCH GRANTS	2,96,325
LABORATORY DEPOSIT	16,34,000
LIBRARY DEPOSIT	16,35,000
LOAN RECOVERY FROM SALARY	36,913
RENT PAYABLE TO AET	14,196
RETENTION MONEY	83,953
SCHOLARSHIP-STUDENT (FUND)	55,000
STUDENTS ALUMNI ASSOCIATION	2,21,000
SJCEM ICTEAM A/C	6,500
Total	66,69,837
PROVISIONS	
EXPENSE PAYABLE	15,86,726
SALARY PAYABLE	1,42,56,033
Total	1,58,42,759
TOTAL	2,48,81,797



ST. JOHN COLLEGE OF ENGINEERING & MANAGEMENT

Schedule : 5

ALDEL EDUCATION TRUST						
ST. JOHN COLLEGE OF ENGINEERING & MANAGEMENT						
SCHEDULES ANNEXED TO AND FORM PART OF THE BALANCE SHEET AS ON 31ST MARCH 2023						
FIXED ASSETS SCHEDULES						
Particulars	Balance as of 31st March 2022	Additions	Deductions	Total	Depreciation for the year	Balance as of 31st March 2023
BUILDING & GROUND	5,07,45,115	67,27,281		5,74,72,396	54,35,450	5,20,36,946
COLLEGE EQUIPMENTS	79,11,739	11,48,961		90,60,700	13,29,790	77,30,910
COMPUTER	44,45,510	55,69,238	81,988	99,32,760	32,07,984	67,24,776
ELECTRICAL INSTALLATION	10,33,124	12,63,229		22,96,353	2,49,711	20,46,642
FURNITURE & FIXTURES	1,64,89,074	8,29,222	10,200	1,73,08,096	17,08,083	1,56,00,013
LAB EQUIPMENTS	49,00,784	2,79,774		51,80,558	7,56,101	44,24,457
LIBRARY BOOKS	2,86,776	4,79,393		7,66,169	2,26,530	5,39,639
MOTOR CAR & VEHICLE	29,19,332			29,19,332	4,37,900	24,81,432
WORKSHOP	4,86,823			4,86,823	73,022	4,13,801
OFFICE EQUIPMENT	-	2,38,433		2,38,433	33,427	2,05,006
GROUND	37,94,462	-		37,94,462	3,79,449	34,15,013
TOTAL	9,30,12,739	1,65,35,531	92,188	10,94,56,082	1,38,37,447	9,56,18,635


Schedule : 5A

PARTICULARS	AMOUNT
WORK IN PROGRESS	2,56,49,782
TOTAL	2,56,49,782

Schedule : 6

DEPOSITS & OTHER RECEIVABLES

PARTICULARS	AMOUNT
DEPOSIT & OTHER RECEIVABLE	
ELECTRICITY DEPOSIT	2,49,400
FELIX D'SOUZA - ADVANCE	80,000
MADONNA TRAVEL	7,28,145
SJCEM-CESA-ACI-CHAPTER	5,000
ST. JOHN INTERNATIONAL SCHOOL-PRE PRIMARY	22,500
Total	10,85,045
FIXED DEPOSITS	
SBI-FD 41069617666	10,38,679
BOB (42460300007463) VB - F.D 3203	92,509
Total	11,31,188
TOTAL	22,16,233



ST. JOHN COLLEGE OF ENGINEERING & MANAGEMENT

Schedule : 7

PARTICULARS	AMOUNT
RECEIVABLES FROM STUDENTS	71,99,118
TOTAL	71,99,118

Schedule : 8


CASH AND BANK

PARTICULARS	AMOUNT
BANK OF BARODA A/C NO.42460200000470	49,655
CASH	27,598
KARNATAKA BANK AC NO.CA 2	12,75,488
STATE BANK OF INDIA .AC.34314982091.SCHLORSHP	6,28,899
STATE BANK OF INDIA -A/C NO.1396	21,118
STATE BANK OF INDIA GRATUITY A/C(34885315035)	1,22,130
TOTAL	21,24,889

Schedule : 9

BRANCH & DIVISIONS

PARTICULARS	AMOUNT
ALDEL EDUCATION TRUST	18,91,66,162
TOTAL	18,91,66,162



ST. JOHN COLLEGE OF ENGINEERING & MANAGEMENT


SCHEDULES FORMING PART OF PROFIT & LOSS ACCOUNT
FOR THE YEAR ENDED ON 31ST MARCH, 2023

Schedule : 10

PARTICULARS	AMOUNT
FEE COLLECTION	
DEVELOPMENT FEE	1,38,00,307
I CARD FEE	38,227
TUITION FEE	10,20,30,680
UNIVERSITY ENROLMENT AND FORM FEE	93,500
TOTAL	11,59,62,714

Schedule : 11


PARTICULARS	AMOUNT
OTHER INCOMES	
BANK CHARGES/INTEREST	561
ELIGIBILITY FEES	4,480
INTEREST ON FD - SBI BANK	42,977
INTEREST ON FD - VIJAYA BANK	4,745
TOTAL	52,763



ST. JOHN COLLEGE OF ENGINEERING & MANAGEMENT

Schedule : 12

PARTICULARS	AMOUNT
<u>ADMINISTRATIVE EXPENSES</u>	
ADMIN MAINTENANCE	5,25,055
ADMISSIONS REGULATING AUTHORITY PROCESSING FEE	2,12,000
ADVERTISEMENT	47,54,548
AFFILIATION/CONTINUATION OF AFFILIATION FEES	10,16,446
AUDITORS FEES	3,73,541
BOOKS & PERIODICALS	23,684
DIRECTOR OF TECHNICAL EDUCATION EXPENSES	1,12,500
DONATION	1,74,404
EDUCATIONAL TOURS	17,85,737
EXAMINATION EXPENSES	99,887
FEE REGULATING AUTHORITY FEE	2,69,368
FEES & SUBSCRIPTION	5,13,180
FUNCTION & CELEBRATION EXPENSES	8,51,119
FIRE PREVENTION EXPENSES	26,877
I CARD CHARGES EXPENSES	33,605
INDUCTION PROGRAMME	2,000
INSURANCE EXPENSES	4,09,080
LIBRARY EXP / JOURNAL EXPENSES	9,52,233
MISCELLANEOUS EXPENSES	87,346
NAAC / NBA / NSS EXPENSES	6,93,552
POSTAGE / COURIER EXPENSES	25,303
PRINTING & STATIONERY	74,08,730
PROFESSIONAL CONSULTANCY CHARGES	11,70,540
PROPERTY TAX	3,92,030
RESEARCH & DEVELOPMENT EXPENSES	8,40,000
SEMINAR/CAREER GUIDANCE/CONVENTION	48,357
SOFTWARE SUBSCRIPTION	2,16,542
SPORTS ACTIVITY EXPENSES	1,87,189
STUDENTS WELFARE EXPENSES	1,02,245
TELEPHONE CHARGES	1,47,141
TRAINING & PLACEMENT EXPENSES	1,200
TRAVELLING EXPENSES	16,03,870
UNIFORM	1,48,850
INTREST ON TDS	8,432
TOTAL	2,52,16,591



ST. JOHN COLLEGE OF ENGINEERING & MANAGEMENT

Schedule : 13

PARTICULARS	AMOUNT
OPERATING EXPENSES	
CONSUMABLES STORES	2,81,341
CONVEYANCE	8,59,396
GENERATOR FUEL & DIESEL CHARGES	14,28,343
ELECTRICITY EXPENSES	41,16,210
GARDENING CHARGES	6,73,852
INTERNET LEASELINE CONNECTION	17,40,372
MOTOR CAR / VEHICLE EXPENSES	6,88,006
WATER CHARGES	4,85,982
REPAIRS & MAINTENANCE	19,46,290
WEBSITE DOMAINS	3,14,378
TOTAL	1,25,34,170

Schedule : 14

SALARIES & WAGES

PARTICULARS	AMOUNT
SALARY & WAGES	6,95,05,828
ADMIN CHARGES PF	1,43,135
CONSULTANCY CHARGES	1,86,600
EMPLOYER'S CONTRIBUTION PF	17,17,590
EXAMINERS REMUNERATION	8,50,192
FACULTY TRAINING & DEVELOPMENT CHARGES	49,050
GROUP INSURANCE	24,663
HOUSE KEEPING CHARGES	7,74,480
MEDICAL EXPENSES	1,13,100
SECURITY CHARGES	6,51,891
STAFF WELFARE EXPENSES	35,90,460
VISITING FACULTY CHARGES	5,05,120
TOTAL	7,81,12,109

Schedule : 15

PARTICULARS	AMOUNT
BANK CHARGES/ INTEREST	57,13,021
TOTAL	57,13,021

